

# Jira Pages with Structure

There are several pages where you can view and manage structures within Jira:


- On a dedicated Structure Board
- On the issue page
- On project pages and agile boards
- On a dashboard


Most functionality is available in each of these locations; however, since each serves its own purpose, there are some differences in behavior and appearance:

- [Structure Board](#)
- [Structure on the Issue Page](#)
- [Structure on the Project Page](#)
- [Structure on Agile Boards](#)
- [Structure Gadget](#)



## Open on Structure Board

Working from the Structure Board provides the most unrestricted Structure experience. To get to the Structure Board from any other page with a Structure widget, click the **Open** link at the bottom of the widget. This will open the currently viewed structure on the Structure Board.


**Structure** 

☰ **Manually Built Structure**  ... ||| ▾

Key	Summary	Progress	TP	Assignee	
	▾ Theme Park Construction	<div style="width: 100%; height: 10px; background-color: #ccc;"></div>			
TP-124	▾ 🗑 Site preparations	<div style="width: 75%; height: 10px; background-color: #4CAF50;"></div>	🗑 ⬆	Bob	
🚩 ● SP-9	▾ 🏗 Build a transparent dome	<div style="width: 75%; height: 10px; background-color: #4CAF50;"></div>	🏗 ⬆	Bob	⚙ ▾
QA-7	📄 Check seismic activity	<div style="width: 100%; height: 10px; background-color: #ccc;"></div>	📄 ⬆	Unassigned	

Showing 4 items  Open  Info

The structure will open on Structure Board with the same [filters](#) and [transformations](#) that were applied in the original gadget. For examples, if your Dashboard Gadget is configured to only show items from a specific project, sorted by Assignee, that's exactly what you'll see on the Structure Board.

To review or remove these transformations, click the Transformations button  in the panel toolbar.