

Structure on the Issue Page

Structure widget is displayed on an issue page in case the issue belongs to a project [enabled for the Structure Plugin](#). The widget is presented as a separate section, located right above **Activity** section.

The screenshot shows the JIRA issue page for 'HyperDrive / DRIVE-8' with the title 'Hot-pluggable heat drain for the kitchen'. The page layout includes a header with navigation tabs (Dashboards, Projects, Issues, Structure) and a main content area with sections for Details, People, Dates, and Time Tracking. The Structure section is expanded, displaying a list of structures. Red arrows highlight specific features: 'Displayed structure' points to the structure name in the list, 'Structure selector' points to the dropdown menu, 'Options' points to the gear icon, and 'Adjusted Time Tracking Section' points to the 'Use structure' checkbox in the Time Tracking section.

Structure section name includes the name of the currently selected structure.

When you open an issue page with structure section, Structure plugin makes a decision, which structure to display on that page initially – determined by the [Structure Options for the Issue Page](#). The viewed issue is automatically located and selected in the structure.



When there's only one structure in the system (that you have access to), the structure section is simplified – structure name and structure selector are not shown.

There are several specific features on the Issue Page that are not present on the Structure Board:


- [Collapsible Structure Section](#)
- [Current Structure Selector](#)
- [Adjusted Time Tracking Section](#)
- [Pinned Current Issue Panel](#)
- [New Action: Open Structure](#)
- [Activity section](#)

Collapsible Structure Section

The section with the structure can be hidden, as any other section on the page. Once you hide the structure section, it will remain hidden even if you open another issue page.

Also, Structure section is automatically hidden if the issue you view does not belong to the selected structure. (This behavior can be adjusted by changing [Structure Options](#).)

When the structure section is hidden, the issue hierarchy is not loaded from the server – it will be downloaded only when you first open the structure section.

 The *hidden* flag is stored in a browser cookie or local storage, along with flags for other sections.

By default, structure widget in the Structure section is [fixed on the issue being viewed](#) - that is, it displays only parent issues and sub-issues of the viewed issue. You can un-fix the structure and view the whole hierarchy by using **Fix** button on the toolbar or a keyboard shortcut.

Current Structure Selector


By default, structure section displays the current structure (selected previously by the structure selector or by opening a structure board with that structure). When structure section is not hidden, there's **select** button near the section header and the name of the structure, which allows you to switch to a different structure without leaving the page.



Pressing the **select** button brings up a drop-down dialog with the recent structures and structures that contain the currently viewed issue. The structures in the list are marked in the following way:

- Structures that [contain the currently viewed issue](#) are marked with the [blue color](#).
- **Currently viewed structure** is marked with **bold font**.

When you switch to another structure, the data is automatically reloaded and the selected structure becomes your current structure.

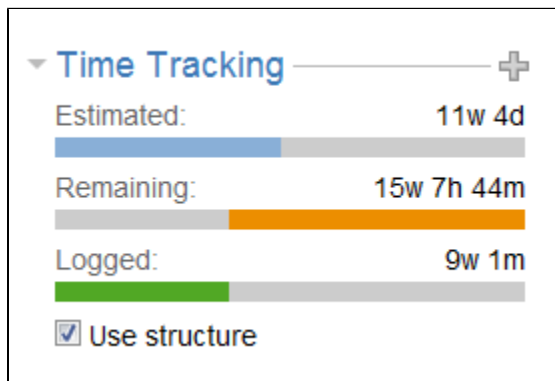
 When you click on the **Structure** menu in the top navigation bar, it opens the [Structure Board](#) with the current structure.

Adjusted Time Tracking Section

Structure plugin automatically sums up time tracking information from the sub-issues and displays aggregate values in the time tracking section. Whenever any change is detected in the child issues, the time tracking information is refreshed.

You can turn off time tracking aggregation and revert to viewing Time Tracking panel as would JIRA present it without Structure plugin by turning off **Use Structure** check box.

When time tracking section is not present, it means that neither the current issue nor its sub-issues have any time tracking info.



Pinned Current Issue Panel

When the currently selected structure does not contain the issue which page you are viewing, an automatic [Secondary Panel](#) is shown in the structure widget with this issue. It is called [Pinned Current Issue](#) panel.

Pinned Current Issue Panel allows you to use drag-and-drop or copy-paste to easily place the current issue at some position in the current structure. After you have added the current issue to the structure, the panel automatically disappears. You can also hide the panel by clicking on its "pin" icon in the top left corner of the structure widget.

New Action: Open Structure

A new action is added to the issue view: **More Actions | Open Structure**. Selecting this menu opens [Structure Board](#) with the current structure, automatically turns on [Search Mode](#) and enters the issue key of the currently viewed issue as the search term.

As a result, the currently viewed issue is highlighted in the full-screen structure, and if it's not a part of the structure, you can add it there from the [JIRA Search Results](#) secondary panel.

Activity section

In JIRA 4.4 and later versions, the **Activity** section of the issue page displays information about structure changes that affect this issue. This may be useful, for example, if you want to find out why this issue is in that particular position within a structure, who and when added or moved it there. See [Structure Activity Stream](#) for more information.