


Structure Activity Stream

 Structure Activity Stream is available only in JIRA 4.4 and later JIRA versions.

JIRA's **Activity Stream** dashboard gadget lets you see recent activity in JIRA and other connected systems. The activity stream can be filtered (for example, by project) to show you only the changes that concern you or your team. In addition, **Activity** tab on the issue page displays recent activity that has affected the viewed issue.


With the Structure plugin installed, Activity Stream gadget may be configured to include changes made to structures. The activity stream on the issue page automatically includes all changes to all structures that affect the position of the viewed issue.

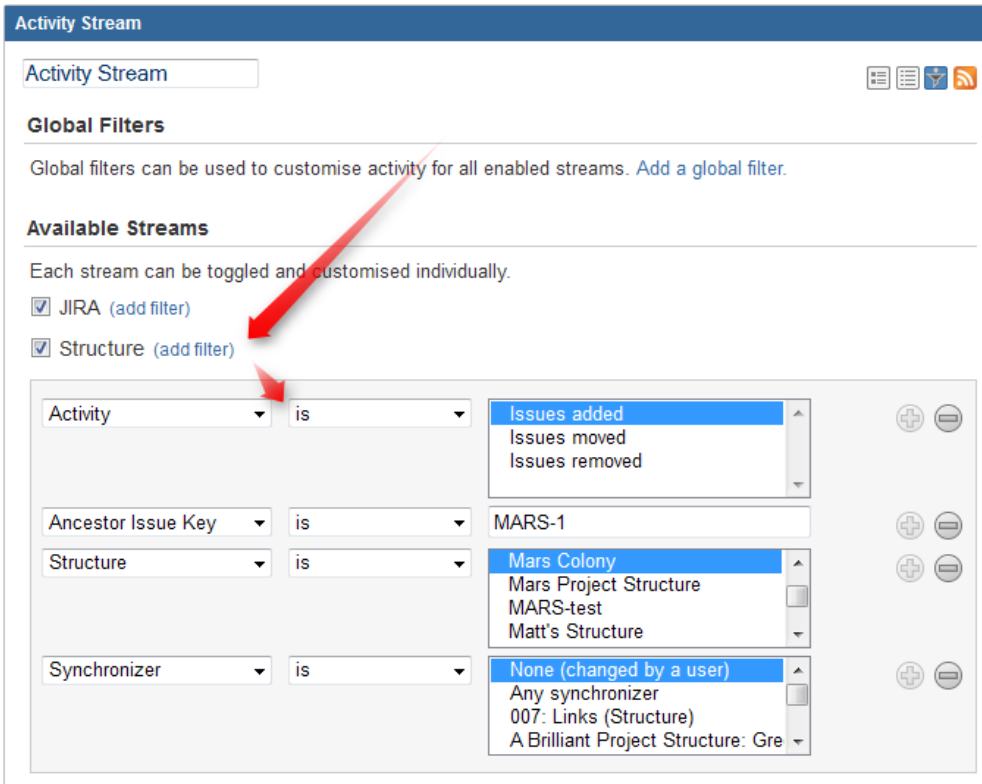
To activate the Structure stream, select the Structure option in the Available Streams section of the Activity Stream gadget configuration.

Available Filters

The following filters are available for the Structure activity stream:

- **Structure**
Use it to see changes only in a specific structure or structures, or to exclude specific structures from the stream. If this filter is not used, changes to all structures are shown.
- **Ancestor Issue Key**
This filter can be used together with the **Structure** filter if you are interested in changes within a specific part of a specific structure, located "under" the specified issue (if the changed issue is not located under the specified issue, the change will not be shown). You can enter several issue keys separated by spaces.
- **Synchronizer**
You can include or exclude changes made by a synchronizer (either by any synchronizer or by specific synchronizers). Since synchronizers might make a lot of changes, this might be useful to filter out their "noise". Vice versa, you could verify that a synchronizer works as expected with an activity stream and this filter.
- **Activity**
All changes to a structure fall into three categories: adding issues to structure, removing issues from structure and moving issues within structure. This filter lets you include or exclude the particular types of changes.

 All Global Filters are supported by Structure Stream as well – you can filter structure changes by **Project, Issue Key, Update Date** and **Username**.



Activity Stream

Activity Stream

Global Filters

Global filters can be used to customise activity for all enabled streams. [Add a global filter.](#)

Available Streams

Each stream can be toggled and customised individually.

☒ JIRA ([add filter](#))

☒ Structure ([add filter](#))

Activity is Issues added, Issues moved, Issues removed

Ancestor Issue Key is MARS-1

Structure is Mars Colony, Mars Project Structure, MARS-test, Matt's Structure

Synchronizer is None (changed by a user), Any synchronizer, 007: Links (Structure), A Brilliant Project Structure: Gre

Reading Activity Stream

Changes in the Structure activity stream are ordered chronologically, newest first. For each change a short summary is displayed, containing:

- the full name of the user who made the change;
- for changes made by a synchronizer, the name of the synchronizer;
- the number of affected issues, and whether they were they added, removed or moved;
- if **Project** filter is used, the number of affected issues in each of the selected projects;
- if **Issue Key** filter is used, the affected issues among those selected in the filter;
- the name of the changed structure.

When viewing activity stream in the Full View, the following is also shown:

- the parent path of the affected issues;
- the original and the new parent path for the moved issues;
- if the issues were moved within the same parent issue, the direction of the move (upwards / downwards);
- when the change was made.



Parent Path is a sequence of issue keys: first, a top-level issue, then its sub-issue, then sub-sub-issue, and so on until the parent of the affected issue is displayed. Hover mouse over an issue key to view the issue's summary, or click it to go to that issue.

The screenshot shows the 'Activity Stream' interface. At the top, there's a header 'Activity Stream' with icons for full view, list view, and RSS feed. Below the header, the stream is divided into sections by date, starting with 'Today'. The first section contains three items:

- Item 3:** Igor Sereda added MARS-3006 to Mars Colony under MARS-2464. The timestamp 'Moments ago' is highlighted with a red box and a red arrow pointing to it from the text 'Click to open Structure History'.
- Item 2:** Demo Account added MARS-3005 to Mars Colony under MARS-2464. The timestamp is '2 minutes ago'.
- Item 1:** Demo Account moved MARS-4 in Mars Colony upwards under MARS-1. The timestamp is '4 minutes ago'.

Each item has a red circular badge with a number (3, 2, 1) indicating the count of affected issues. Each item also has a 'Comment' and 'Watch' link.

On this screenshot, items 1, 2 and 3 are Structure activities.



In the Full View, click on the time of the change to open that change on the Structure Board in the [History View](#).