

























Icons Column

The Icons column displays icons for issue type, priority, project, reporter and assignee.

Key	Summary	TP	Status	Progress	Σ Story Points	WSJF (Basic)
STMA-16	Team A Story 16	   	TO DO	<div><div></div></div>	18 15	143
STMA-20	Sub-task 4	   	DONE	<div><div></div></div>	3	
STMB-44	Bug 1	   	TO DO	<div><div></div></div>		409
STMA-13	Team A Story 13	   	TO DO	<div><div></div></div>	5	387
STMB-45	Sub-task 2	   	TO DO	<div><div></div></div>		414
STMA-25	Bug 2	   	TO DO	<div><div></div></div>		400

You can choose which icons are displayed and what order they appear in. Simply click the downward-facing arrow next to the column header and select which fields to include. To rearrange your icons, drag and drop the items in the Fields list.

TP

Name TP

Type Icons

Fields

- ☒ Issue Type
- ☒ Priority
- ☒ Project
- ☐ Reporter
- ☐ Assignee

Remove column