



# Deleting a Structure

 Deleting a structure cannot be undone. If there is a chance you may need the structure in the future, consider [archiving](#) it instead.

When you delete a structure, the following information is deleted:

- The hierarchical list of issues from the structure
- Structure details - name, description, permissions
- Automation rules for the structure
- Synchronizers installed into the structure

 The issues within the structure are not affected in any way. They remain in Jira and can still be part of another structure.

To delete a structure:

1. Open the **Manage Structures** page using the top navigation **Structure** menu.
2. Find the structure you want to delete and click the **Delete** link in the Operations column.
3. Review the structure you are about to delete and confirm the operation. **Remember: this action cannot be undone!**

Manage Structures

Recent

Favorite

My

Popular

Search

All


Archived

Paused

Recent Structures

This page lets you manage your recently used structures.

Name	Owner	Access	Popularity	Operations
<div>★ <a href="#">SAFe Planning</a></div> <div>Use Transformations to group stories by Sprints, Assignees, Versions, etc to see the work load distribution and do the load balancing</div>	admin (M. Reynolds)	Control	1	<div><a href="#">Configure</a></div> <div><a href="#">Views</a></div> <div><a href="#">Delete</a></div> <div><a href="#">Archive</a></div> <div><a href="#">Import</a></div> <div><a href="#">Export</a></div> <div><a href="#">Copy</a></div>

 You need **Control** access level to be able to delete a structure. See [Structure Permissions](#) to learn more.