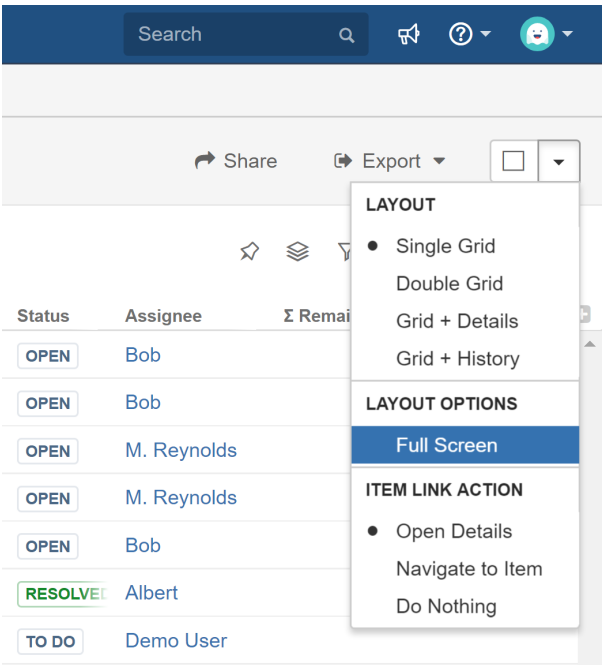
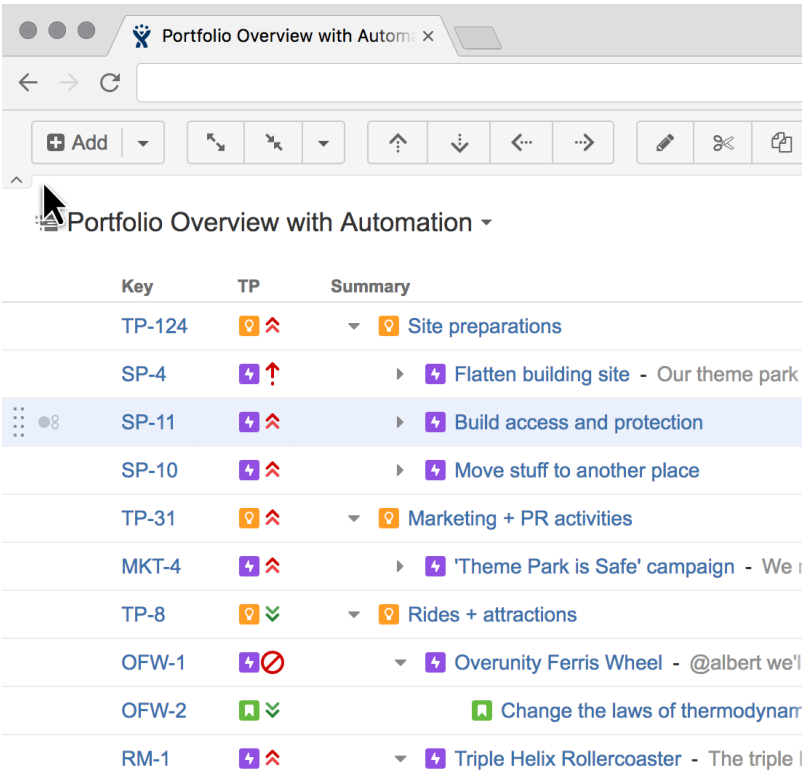


Full Screen Mode

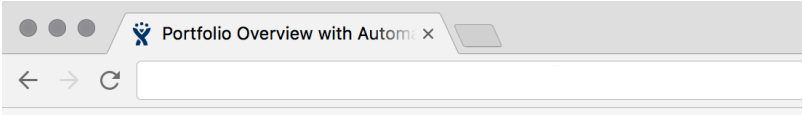
When working with the Structure Board you can turn on Full Screen mode to give more screen space to your data. Full Screen mode can be toggled using the **Toggle Panels** menu or by pressing Z on your keyboard.




































In Full Screen mode the JIRA application header is hidden and the main Structure toolbar becomes more compact. You can collapse the main toolbar by clicking the Collapse button to save even more screen space.

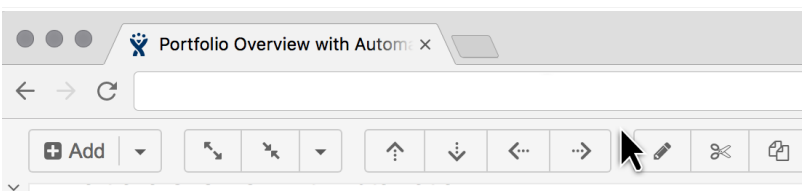



































Bring the mouse cursor over the collapsed toolbar and the toolbar will show up temporarily, allowing you to perform a quick action.



Portfolio Overview with Automation ▾

Key	TP	Summary
TP-124	 	▾  Site preparations
SP-4	 	▸  Flatten building site - Our theme park
SP-11	 	▸  Build access and protection
SP-10	 	▸  Move stuff to another place
TP-31	 	▾  Marketing + PR activities
MKT-4	 	▸  'Theme Park is Safe' campaign - We r
TP-8	 	▾  Rides + attractions
OFW-1	 	▾  Overunity Ferris Wheel - @albert we'll
OFW-2	 	 Change the laws of thermodynam
RM-1	 	▾  Triple Helix Rollercoaster - The triple l
RM-6	 	 Develop lightweight alloy for cons



Key	TP	Summary
TP-124	 	▾  Site preparations
SP-4	 	▸  Flatten building site - Our theme park
SP-11	 	▸  Build access and protection
SP-10	 	▸  Move stuff to another place
TP-31	 	▾  Marketing + PR activities
MKT-4	 	▸  'Theme Park is Safe' campaign - We r
TP-8	 	▾  Rides + attractions
OFW-1	 	▾  Overunity Ferris Wheel - @albert we'll
OFW-2	 	 Change the laws of thermodynam
RM-1	 	▾  Triple Helix Rollercoaster - The triple l
RM-6	 	 Develop lightweight alloy for cons