











































Notes Column

Notes column allows you to add arbitrary text to items in a structure, without having to create custom fields in JIRA.

The typical use case for Notes column is storing some additional information about the item's status and use it in a report.


Portfolio Overview with Automation

Key	TP	Summary	Status	Notes
TP-124	 	▼  Site preparations	<div>OPEN</div>	
SP-4	 	▼  Flatten building site - Our theme park ne	<div>OPEN</div>	Bob's team
SP-2	 	 Bulldoze French Alps - Someone p	<div>OPEN</div>	
SP-3	 	 Remove waste rock and soil - After	<div>IN PROGRESS</div>	still need a confirmation
SP-6	 	 Build access road - We need an eig	<div>IN PROGRESS</div>	the attachments need improvement
SP-11	 	▼  Build access and protection	<div>OPEN</div>	
SP-9	 	▶  Build a transparent dome over the th	<div>IN PROGRESS</div>	is it necessary?
SP-15	 	▶  Install entrance checkpoints	<div>OPEN</div>	
SP-8	 	▶  Dig escape tunnels for staff - We ne	<div>OPEN</div>	should be closed. see the report
SP-6	 	 Build access road - We need an eight-lan	<div>IN PROGRESS</div>	the attachments need improvement
SP-10	 	▶  Move stuff to another place	<div>OPEN</div>	consider teleportation
TP-31	 	▼  Marketing + PR activities	<div>OPEN</div>	
MKT-4	 	▶  'Theme Park is Safe' campaign - We nee	<div>TO DO</div>	check who has the same slogan
TP-8	 	▼  Rides + attractions	<div>OPEN</div>	pitch new ideas to Mark please

The values in the Notes columns are **per-structure, per-item**. This means that:

- Text entered as Notes for some issue in one structure will not be seen for that issue in another structure. You may have different notes for the same issue in different structures.
- If an item occurs several times in a structure, they will have the same value in the Notes column, similar to the issue's fields.

Permissions

 The user might have permissions to edit notes even if he or she does not have permissions to edit the issue.

The data stored in the Notes column is considered to be a property of the selected structure. That has the following effect on the permissions.

Who can view notes?


To be able to see the notes, the user needs to have:

- View access to the structure that stores the notes.
- View access to the item (issue, project, etc.)

Who can edit notes?

To be able to edit the notes, the user needs to have:

- Edit access to the structure that stores the notes.
- View access to the item (issue, project, etc.)

 Note that this allows you to create your own structure and leave notes for some issues that you can't edit.