


Simple and JQL Search

Simple Search


Simple search mode is turned on when **JQL** button is off. Simple search mode lets you specify the following search conditions:

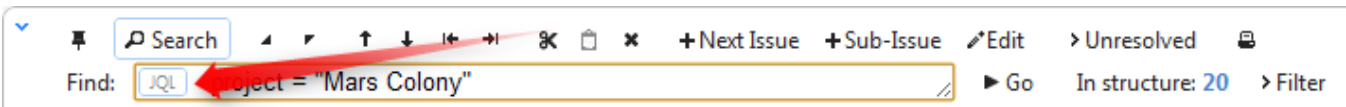
Condition Type	Example	How it works
Simple text	<i>structural hierarchy</i>	Look for issues that have all mentioned words in the Summary field. Each word in the search sentence must be present in the summary, or the summary must have a word that begins with the specified word. The words may come in any order.
Quoted excerpt	<i>"the quick brown fox"</i>	Look for the whole phrase in the summary (but see below about Lucene indexes).
Issue keys	<i>MARS-1, MARS-331</i>	If the text looks like one or more issue keys (delimited by comma or whitespace), search for exactly these issues.
All issues	<i>*</i>	Use single asterisk to search for "all issues". Only issues from the projects enabled for Structure are found.

 Structure relies on the JIRA search engine to run text searches. The engine is based on Lucene index which has a few peculiarities that may cause unexpected results. For example, short words may not be found. The result also depends on the Indexing Language specified in the JIRA General Configuration.

JQL Search

When **JQL** button is on, the search condition is treated as JQL (JIRA Query Language) query. JQL lets you specify arbitrarily complex conditions to find very specific issues.

 You can switch between Simple Search mode and JQL Search mode by clicking **JQL** button or pressing **Alt+j**.



When the JQL mode is on, the usual JQL auto-complete suggests fields, operators and values as you type. Whenever you have a correct JQL in the search field, the JQL button will have blue border. When the JQL is incorrect or not complete, the JQL button will show red border.

More information on JQL is available in the [JIRA documentation](#).