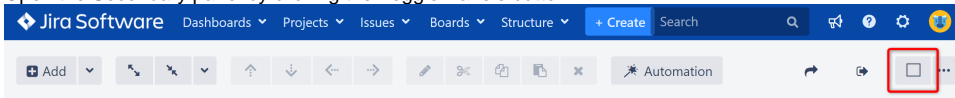


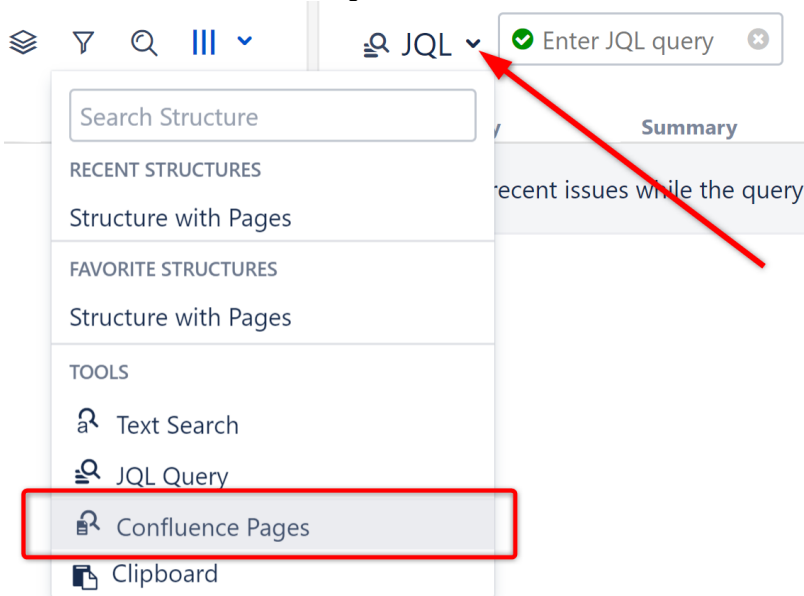
# Adding Existing Confluence Pages to a Structure

To add existing Confluence pages to a structure using Structure.Pages:

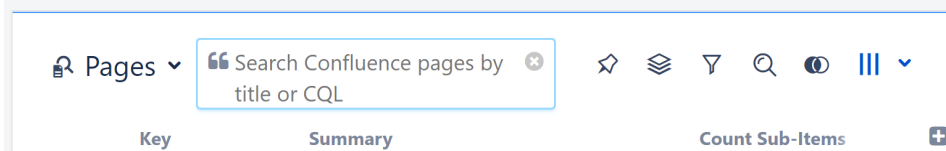
1. Open the structure you want to add pages to.
2. Open the Secondary panel by clicking the Toggle Panels button.



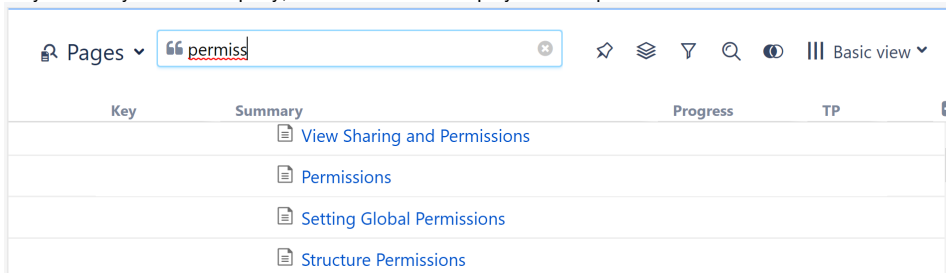
3. In the second panel you will see either another Structure or a **JQL** or **Text** search. Click the structure name or the **JQL/Text** label next to the search field and select **Confluence Pages** from the menu.



4. This will open a search field, where you can search for pages using the exact same [syntax](#) you would use when searching within Confluence.



5. As you enter your search query, the results will be displayed in the panel.



6. Once you have found the pages you need, select them in the search results and add them to the structure using [drag-and-drop](#).