

Agile Board Inserter


When opened in a viewport, the user will be redirected to: <https://wiki.almworks.com/documentation/structure/latest/cloud/agile-board-inserter-130882554.html>.

The Agile Board Inserter allows you to add issues (epics or all other issue types) from an agile board.

Insert Agile Board

Pull in issues from the specified agile board. [Learn more](#)

Runs As

 Admin

Board

GS board | v

☒ Insert epics
☐ Insert issues (except epics)

Limit

1000

Maximum number of issues to insert

Place the generator on Current level | v [Create](#) [Close](#)

Configuring the Generator

Runs As

When a generator runs, it runs as the structure owner. This is important because the generator will have access to the same projects, issues, etc. as the user listed here – if they don't have permission to view an issue, it won't be added to the structure.

Board

You can select from any Agile Boards that you have access to. Once you've chosen the Agile Board, select whether you want to insert epics or all other issues (stories, bugs, tasks, etc).



Want to add both? Select **Insert epics** now and add stories using the [Issues Under Epics Extender](#).

Limit


Depending on the size of the Agile Board, inserting every issue could result in a very large structure. To limit the number of issues the Inserter adds, enter an appropriate number in the **Limit** field. By default, the limit is set at 1,000 issues. This is currently the maximum number of issues that can be inserted with a generator.

Place the generator on

Select where the generator should be placed within the structure hierarchy. The placement of the generator determines its scope. You have three options:

- **Current level** - The generator will be placed on the currently-selected level, and issues will be inserted on the current level of the hierarchy.
- **Level below** - The generator, and all inserted issues, will be placed on the level below the currently-selected item.

- **Top level** - The generator will be placed at the top of the structure, and inserted issues will be added to the top level of the hierarchy.


 If a level is grayed out, it means it is not possible to place the generator on that level.

Applying the Generator

Once you've configured your generator, click **Create** or **Save** (if editing an existing generator). The inserter should now appear as a new row in your structure, with the added epics or issues placed below it.

Automated Structure ▾ Basic view* ▾

	Key	Summary	Progress	Status	
•		+ Insert epics from "GS board"			+
	GS-21	⚡ Epic 5		BACKLOG	
	GS-20	⚡ Epic 4		SELECTED FOR DEVELOPMENT	
	GS-19	⚡ Epic 3		IN PROGRESS	
	GS-18	⚡ Epic 2		IN PROGRESS	
✓	GS-17	⚡ Epic 1		DONE	

 If you want to include items from more than one Agile Board, you can add an additional Agile Board Inserter – or use the [JQL/Text Inserter](#), which allows you to specify multiple projects using the 'OR' keyword.